



ASSOCIAZIONE NAZIONALE
ALLEVATORI DEL
CAVALLO AGRICOLO
ITALIANO
DA TIRO PESANTE RAPIDO

**STUD
BOOK
CENTRAL
NATIONAL
BUREAU**



STUD BOOK
OFFICIAL
TRAILS
RULES

Regulation for the Stud Book official trials.

Introduction

- 1) The trials aim to technically and economically valorize the CAITPR – ITALIAN HEAVY DRAFT HORSE (IHDH) breed with the use for draft work. They aim also to valorize the trained horses and the work of the breeders who focus on this goal.
- 2) From an economic point of view it has to be said that the appeal of the breed as a “working horse” it has grown up and it is now stabilizing, for the farmers it has begun to represent an additional commercial market and a new possibility to vary the source of breeding income.
- 3) The creation of an Official Regulation of the Trials it is linked to the opportunity of being able to organize technical and valorizing shows all over the breeding area, using the same organization of the Official Shows of the Stud Book, which are halter showmanship orientated to the morphological confrontation of the horses enrolled in the Stud book.

General regulation

- 1) This regulation is written by Central Technical Committee (CTC) and it is approved by the Minister of Agriculture and Forestry in accordance with the section 22 of the current Regulation of the Stud Book. Every modification is approved by the CTC.
- 2) The Official Trials described in this regulation concern a single horse draft and are the following ones: - A dressage trial –B An obstacle cone driving trial
The CTC can modify the trials described in the section 2 with other kind of trials with different courses depending on the present or future situation.
- 3) The Trials session shall be organized directly by the Central Office of the Stud Book or by other institution in accordance with this regulation; the organizer must submit to the central office the request to organize a Trial session at least 30 days before the event. The Central Office will schedule the event in the annual activities of the Stud Book and will nominate the Judges.
- 4) Horses enrolled in the Stallion and Mares registers are admitted to the Trials; furthermore geldings born from an enrolled stallion or mare are also admitted; the Central Office will register the results of the Trials on the pedigree of the admitted horses.
- 5) The Trials are opened to horses between 3 and 12 years old; the Central Office or the organizer may, with permission from the Central Office, reserve the participation in the Trials to a specific range of ages or to other specific category of sex, of bloodline, or of specific morphological and genetic requirements.
- 6) The horses may retry the Trials just one time in order to improve their scores.
- 7) The Committee is composed by a Judge, or two in the case of more than 10 horses participating in the Trials. The Judges are appointed exclusively by the Central Office and shall be chosen between the ones enrolled in the FISE (Italian Federation of Equestrian Sports) for the discipline of combined driving.
- 8) The Judges must verify that this regulation is respected both an organizational and technical point of view; The Committee, before the beginning of the trials must check that the field meets the requirements of this regulation; the courses must be adjusted to

the available facilities. Every modification must anyway be authorized by the Committee appointed by the Central Office.

- 9) The trials are attended, if possible, by an official of the Central Office who cooperates with the Committee to the enforcement of this regulation and who is the secretary of the Committee.
- 10) The drivers and their aides must always respect the animals and their health. An excessive coercive or violent behavior and an improper use of the whip result in an immediate exclusion from the trials at the discretion of the Committee.

SECTION 1: Description of the trials (single horse)

The trial consists in 2 exercises:

- 1) Dressage trial to be performed in a 40 by 80 meter arena. The minimum area has to be at least 30 by 60 meter large. (see the attached diagram)
- 2) Obstacle cone driving, time measured through a course of 7 pairs of cones (see the attached diagram). The trial is performed in a 40 by 80 meter arena. The minimum area has to be at least 30 by 60 meter large. Each cone has a ball balanced on top; the cones are 50 cm wider than the wheels of the carriage. The approximate speed is 200m/minute. The time limit shall be 50% more than the allowed time.

SECTION 2: Scoring

Scores of the dressage trial

There are 10 marks in the scale of votes, from 0(not awarded) to 10. The first positive score is 5 (sufficient); the evaluation of the dressage trial is divided in 4 parts:

- Behavior of the horse coefficient 1,5
- Obedience -discipline and athleticism- lightness, effortless movement coefficient
suppleness coefficient 1,5
- Walk coefficient 1,0
- Trot coefficient 1,0

The final score of the trial is obtained adding the scores of this four parts and dividing by 5.0.

Scores of the obstacle cone driving

The score of the obstacle cone driving is obtained through this calculation:

10- Total penalties= score of the trial.

The penalties are calculated in this way:

-0,6 points for every knock down; knocking down a ball is considered a knock down.

-0,4 points for every 5 seconds exceeding the permitted time.

The trial is failed if the time limit is exceeded.

The final score of the official trials is calculated using the following weighted average.

Score of the dressage trial x 0,7 + score of the obstacle cone driving x 0,3

The final score will be converted in the following evaluation:

Scores	Evaluation
1- 4,9	Poor
5,0 - 6,0	Passing grade
6,1 -7,0	Fair
7,1-8,0	Good
8,1-9,0	Very good
9,1-10	With distinction

SECTION 3: Harness and Carriage

- The permitted bits are: curb bits, rings bits or bits for harness (Wilson snaffle, Liverpool Bits...)
- Bridles with or without blinders.
- Horse collar and breast collar are both permitted.
- A marathon is recommended, but the owner can chose another kind of 4 wheeled carriage. The owner can chose to use two different vehicles in the two trials.

SECTION 4: Driver's and groom's livery

In both trials the driver should wear the livery of the Association or anyway he should be smartly dressed; jacket, shirt and tie or vest and polo shirt; the driver should wear a hat or a bowler hat, gloves and have a whip. Groom's livery should match driver's livery.

DRESSAGE MOVEMENTS

Arena: 40mt x 80mt ; at least 30mt x 60mt

In a dedicated area the driver and the groom hitch the horse.

Figure	Movement	Paces
1	A-X	Trot At X halt – Presentation
2	X-C-M-B	Working trot (C on the plan)
3	B-X-B	Working trot to the right (circle 20mt-30mt)
4	B-F-A-K	Working trot
5	K-X-M	Working trot crossing the diagonal
6	M-C-E	Working trot
7	E-X-E	Working trot
8	E-K-A-F	Working trot
9	F-X-H	Working trot
10	H-C	Working trot
11	C-M-E-F	Working trot 3 half circle
12	F-A	Working trot
13	A-K-E-H-C-M-B	Walk
14	B-F-A-X	Working trot- halt-presentation
15	X-A	Exit at trot

----- TROTTO DI LAVORO

.....PASSO

In a dedicated area the driver and the groom hitch the horse

FIG. 1 : A-X

Trot at X halt – Presentation

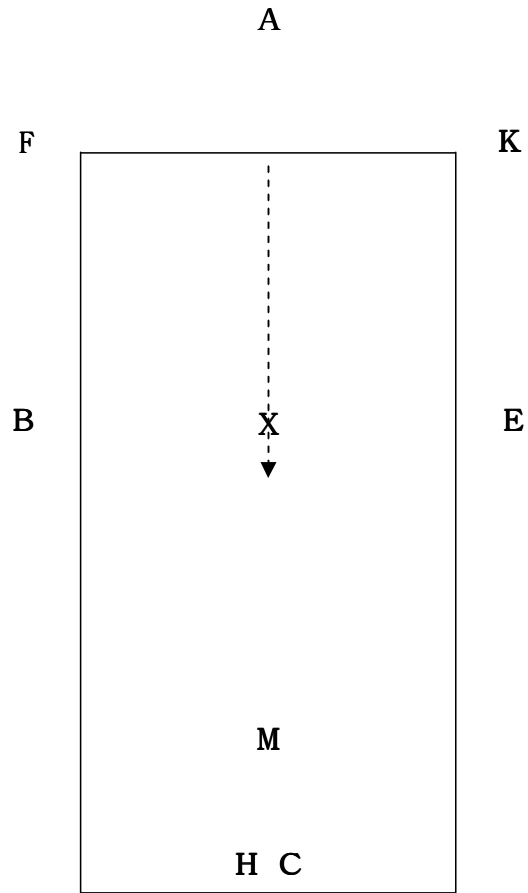
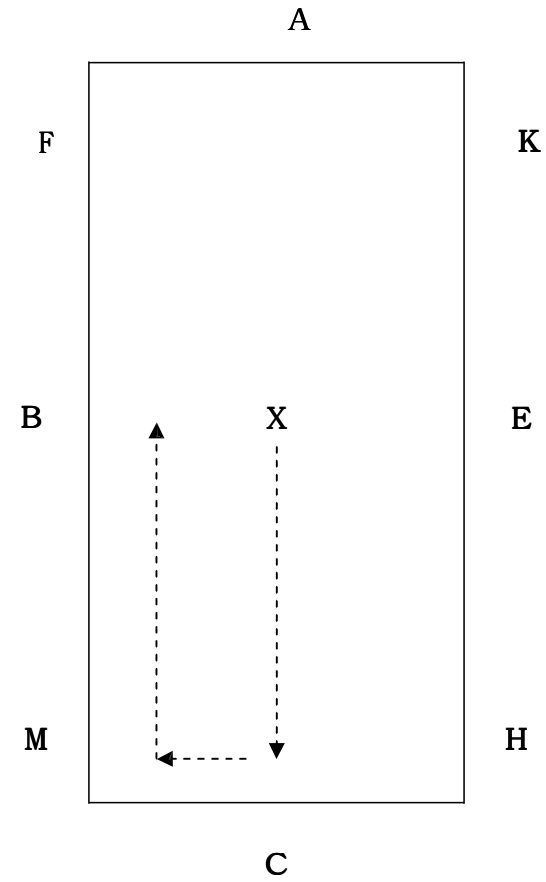


FIG. 2 : X-C-M-B

Working trot



----- TROTTO DI LAVORO

.....PASSO

FIG. 3 : B-X-B
Working trot (15-20mt)

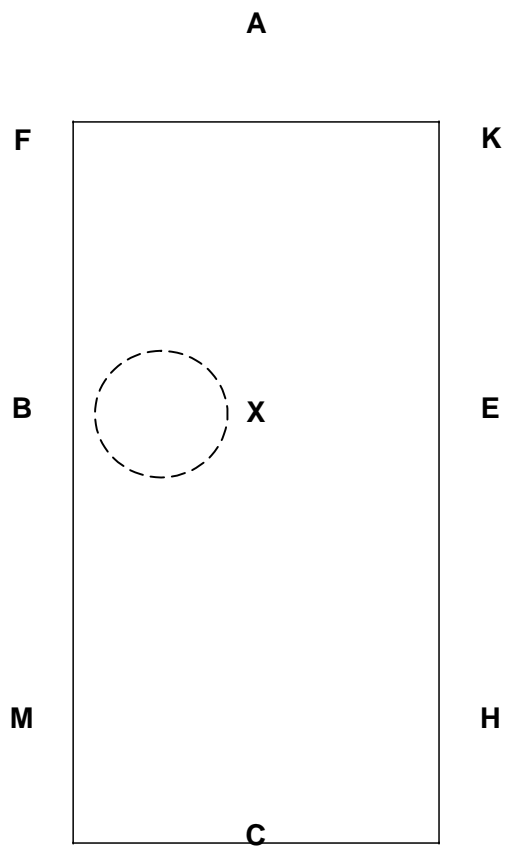
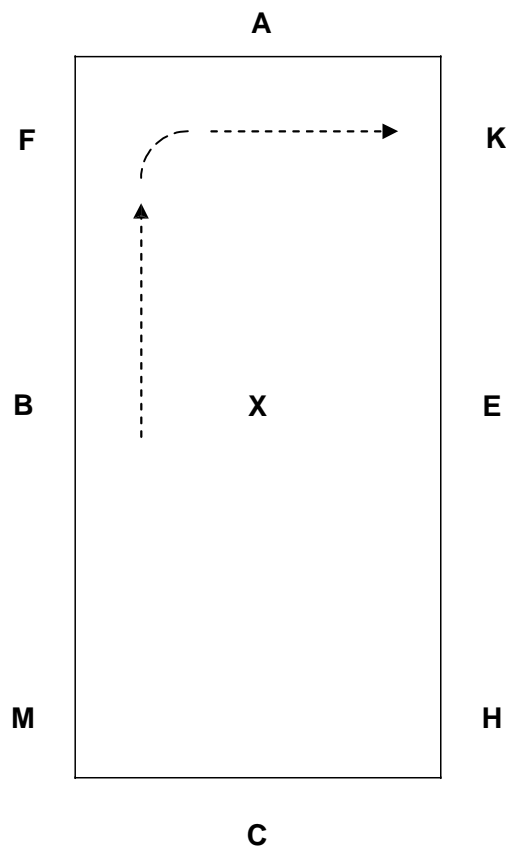


FIG. 4 : B-F-A-K
Working trot



----- TROTTO DI LAVORO

.....PASSO

FIG. 5 : K-X-M
Working trot crossing the diagonal

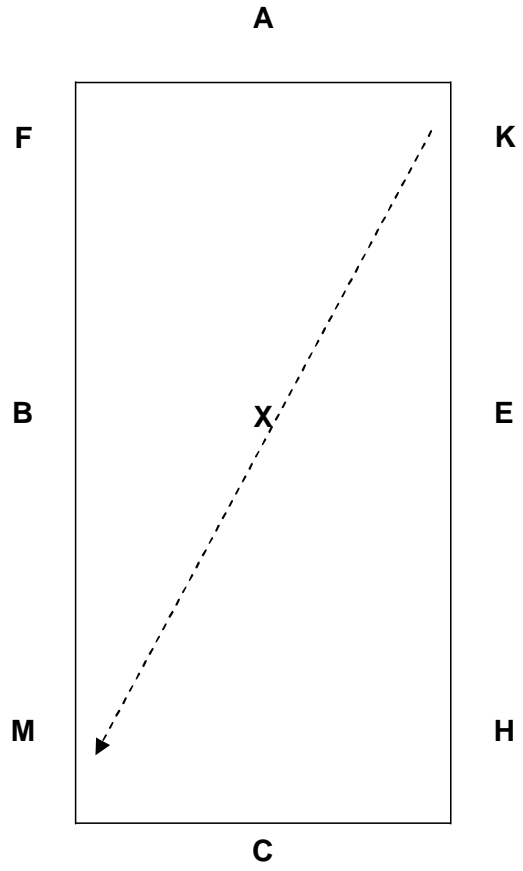
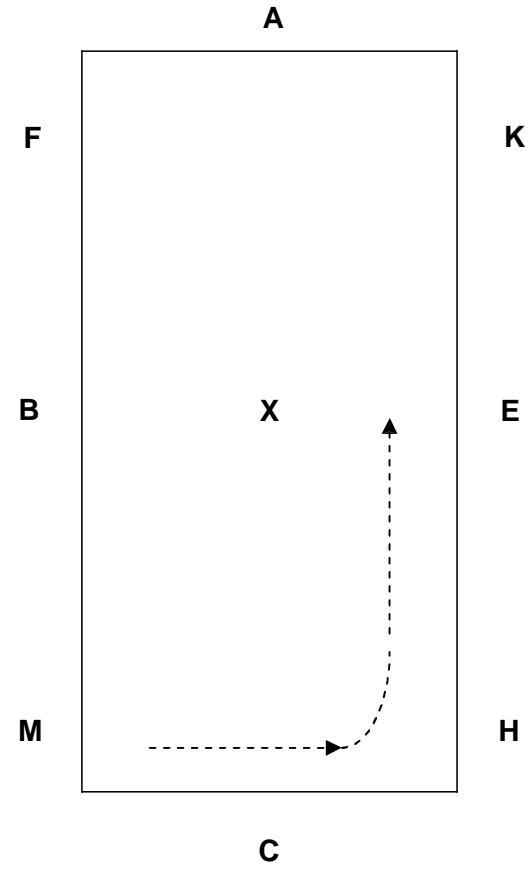


FIG. 6 : M - C - E
Working trot



----- TROTTO DI LAVORO

.....PASSO

FIG. 7 : E - X - E
Working trot

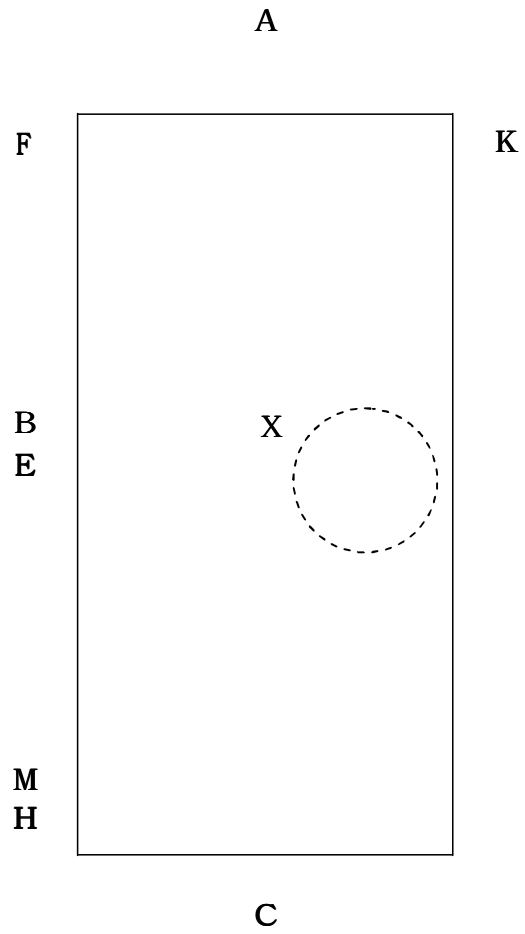
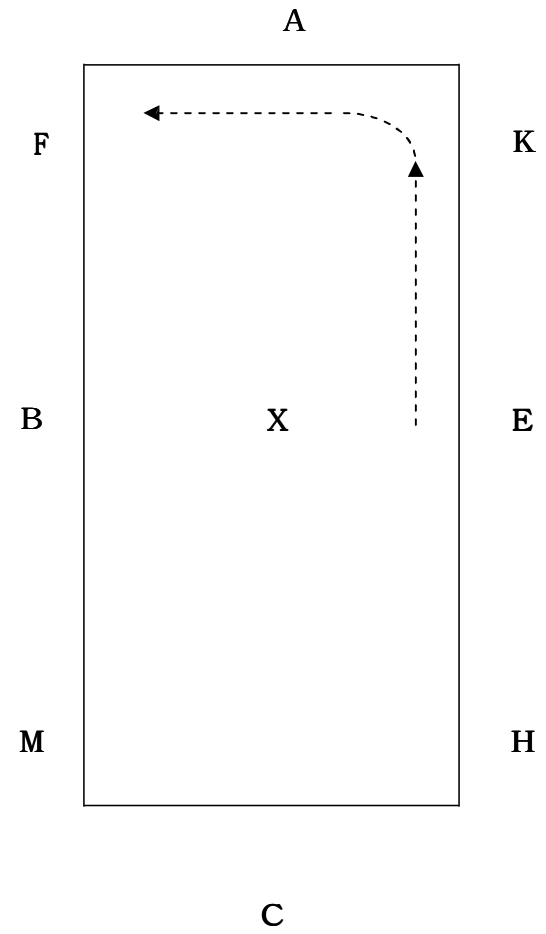


FIG. 8 : E - K - A - F
Working trot



----- TROTTO DI LAVORO

.....PASSO

FIG. 9 : F - X - H
Working trot crossing the diagonal

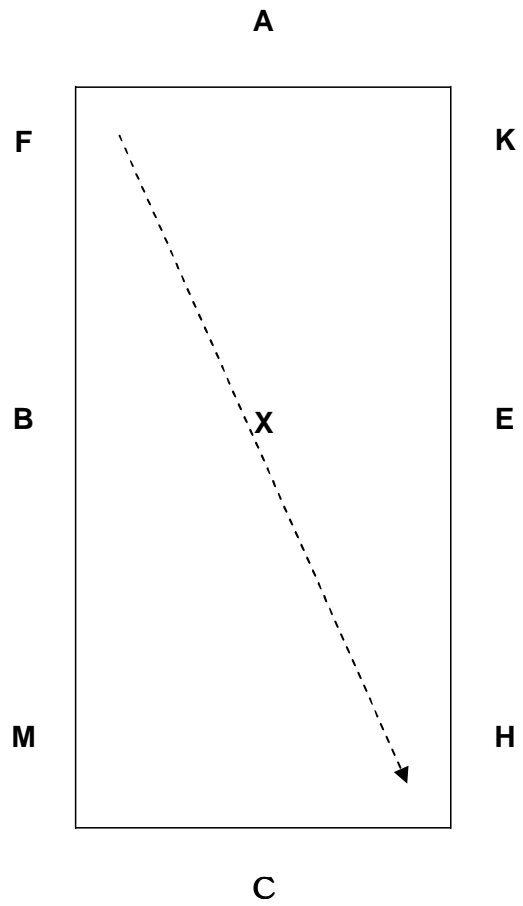
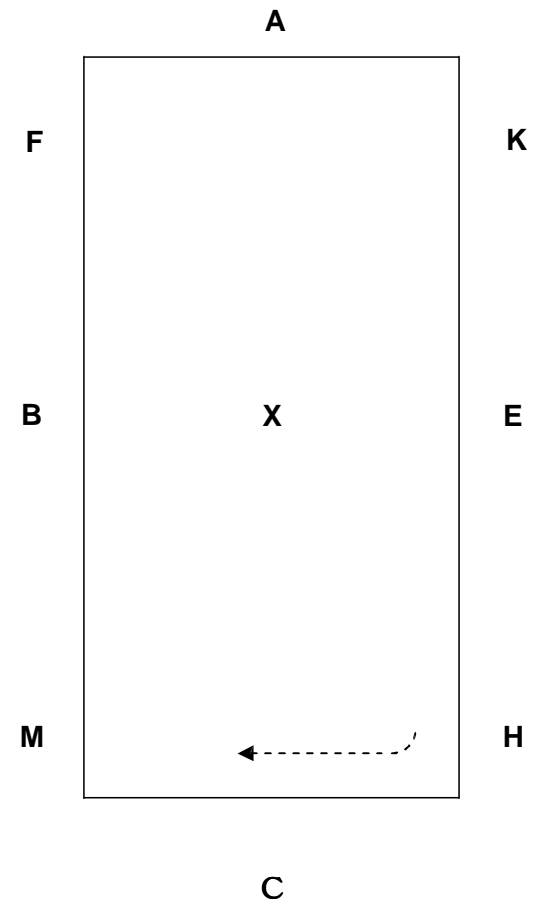


FIG. 10 : H - C
Working trot



----- TROTTO DI LAVORO

.....PASSO

FIG.11 : C - M - E - F
Working trot
3 half circle

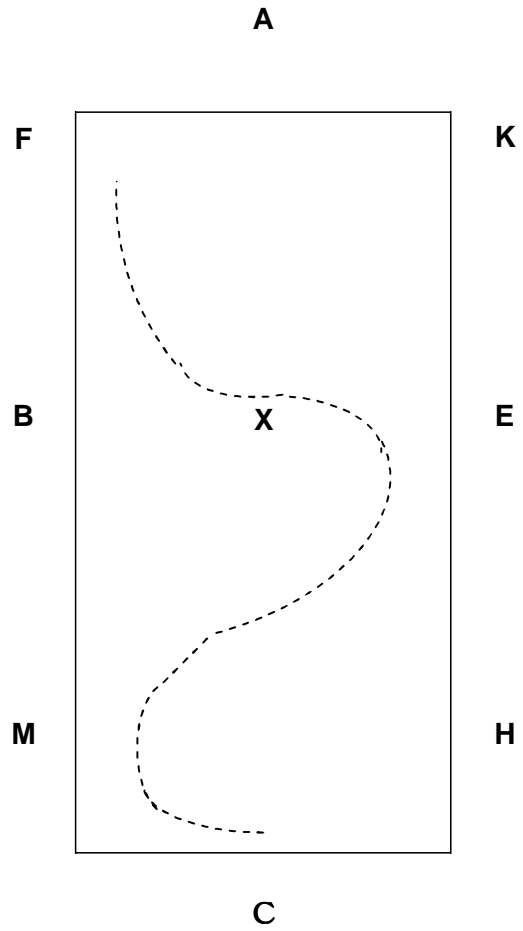
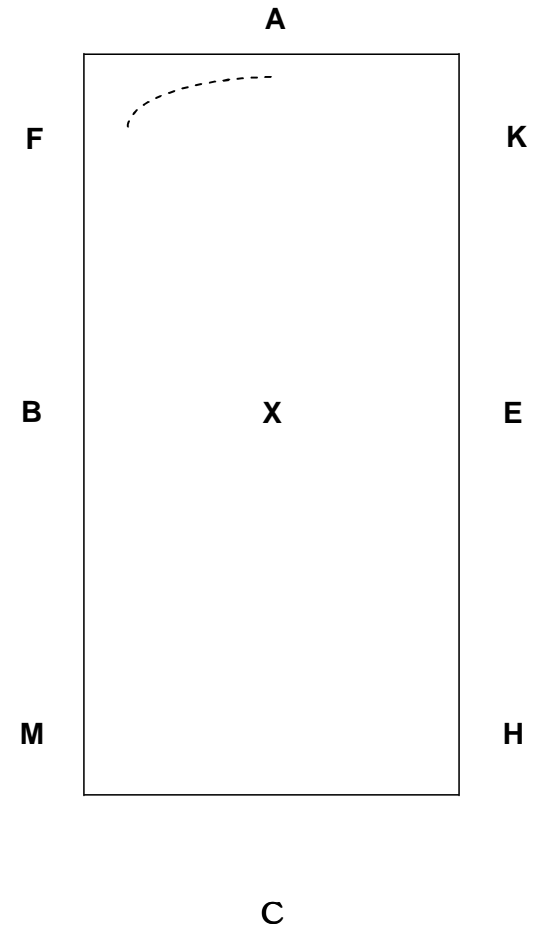


FIG. 12 : F - A
Workong trot



----- TROTTO DI LAVORO

.....PASSO

FIG. 13 : A-K-E-H-C-M-B
Walk

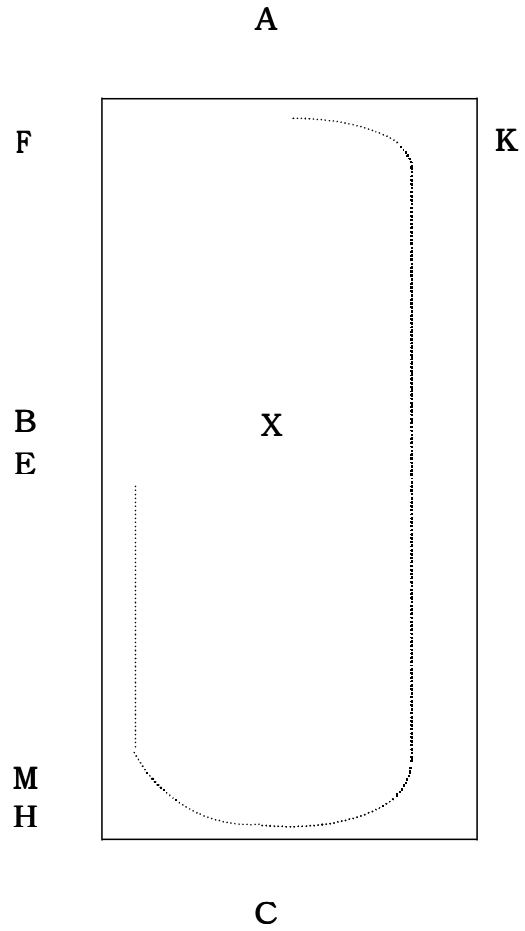
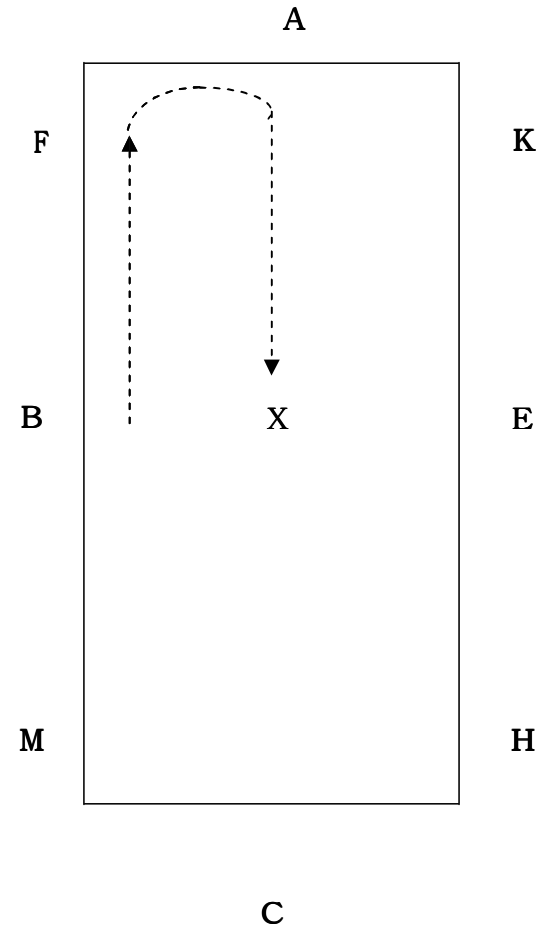
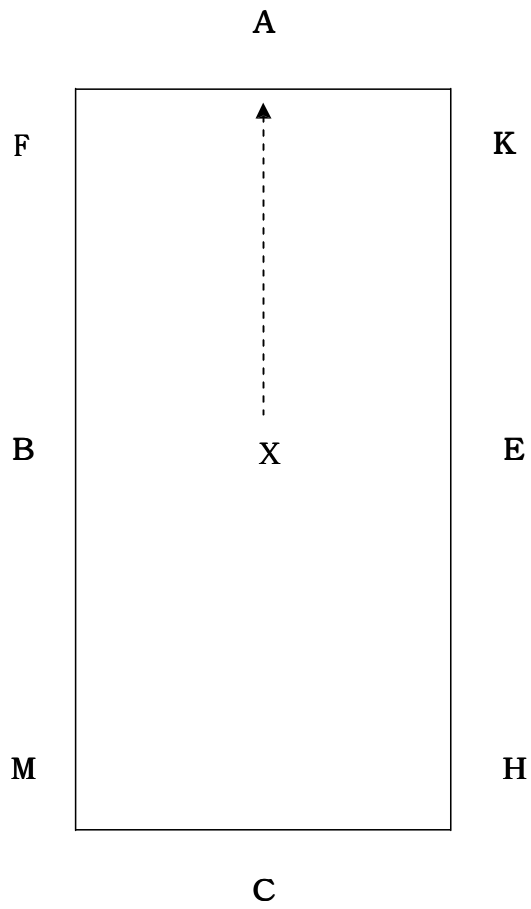


FIG. 14 : B-F-A-X
Working trot
halt



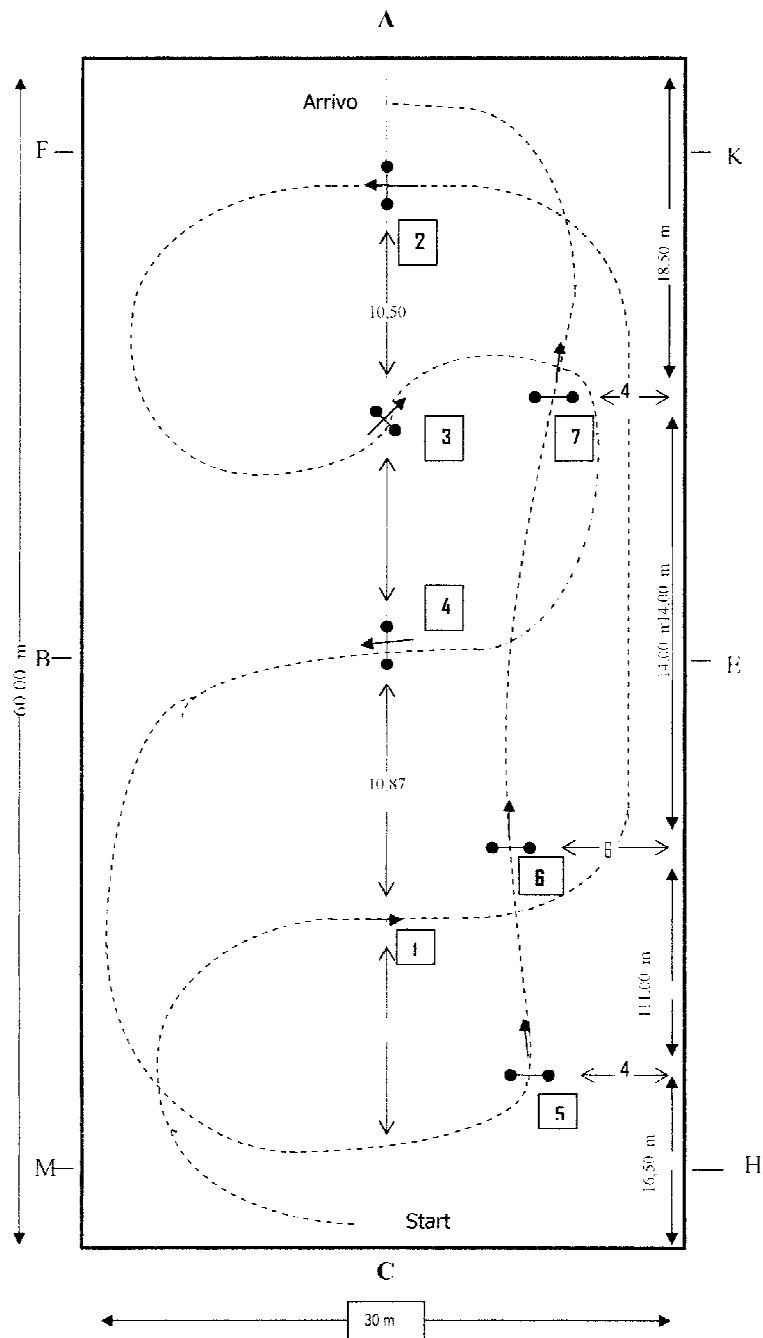
----- TROTTO DI LAVORO PASSO


FIG. 15 : X-A
Trot and exit



MANIABILITY TRIAL

N.B.: the size of the arena are the minimum 60 x30 mt. In the case of a rectangle the size shall be increased in proportion.





**ASSOCIAZIONE NAZIONALE ALLEVATORI
DEL CAVALLO AGRICOLO ITALIANO DA TPR**

EVALUATION OFFICIAL FORM

DATA: LUOGO

HORSE NAME:.....

Matricola LG:.....

- Proprietario:

SCORES OF THE DRESSAGE TRIAL

	COEFFICIENT	SCORE
Behavior of the horse	1,5	
Obedience -discipline and athleticism- lightness -effortless movement	1,5	
Walk	1,0	
Trot	1,0	
TOTAL/5	-	

SCORES OF THE OBSTACLE CONE DRIVING

- Penalties for knock downs: n. of knock downs _____ x 0,6 = _____;
- Penalties for the time: 0,4 points every 5 seconds exceeding the permitted time;
0,4 x _____ = _____;
- Score of the obstacle cone driving trial: 10 - _____ penalties = Score _____

Total Score

Dressage trial score x 0,7 + obstacle cone driving score x 0,3 = Total score _____

Evaluation : _____

The Committee

.....